

CURRICULUM VITAE

Prof. Adrian Săftoiu MD PhD MSc AGAF FASGE

TABLE OF CONTENTS

TABLE OF CONTENTS	1
SECTION I: PERSONAL DETAILS, QUALIFICATIONS AND EXPERIENCE	2
PERSONAL DETAILS	2
EDUCATION AND TRAINING	2
ACADEMIC QUALIFICATIONS	2
BOARDS, COMMITTEES AND SOCIETIES	3
GRADUATE TEACHING	3
RESEARCH & DEVELOPMENT GRANTS	4
INVITED LECTURES	7
EVALUATION EXPERIENCE	10
LEADERSHIP	11
MEDICAL PRACTICE	12
PRIZES	13
COMMUNICATION SKILLS.....	14
FUTURE OBJECTIVES.....	14
SECTION II: PUBLICATION TRACK RECORD	15
PUBLICATION SYNOPSIS	15
PATENTS (DERWENT INNOVATION INDEX)	16

SECTION I: PERSONAL DETAILS, QUALIFICATIONS AND EXPERIENCE

PERSONAL DETAILS

- **Name and surname:** Săftoiu Adrian
- **Date and place of birth:**
- **Marital status**
- **Mobile / Fax:**
- **E-Mail:**

EDUCATION AND TRAINING

- 1989 - 1995** Faculty of Medicine, University of Craiova, Romania, graduating in 1995 as a doctor-physician in Medicine profile (MD) with 9.93 general grade-average.
- 1996 - 2000** Residency followed by specialty exam in **Internal Medicine**, at the **University of Medicine and Pharmacy Craiova, Romania**, graduated with 10.00 grade-average.
- 1999 - 2000** Clinical training of 6 months at the **Department of Medicine V** (Internal Medicine and Gastroenterology), **University Hospital Aarhus, Denmark**, with emphasis on gastroenterology, hepatology and especially therapeutic endoscopy, under the supervision of Professor Hendrik Vilstrup and Professor Aksel Kruse.
- 2000 - 2002** Residency followed by specialty exam in **Gastroenterology**, at the "**Colentina**" Hospital, **University of Medicine and Pharmacy "Carol Davila" Bucharest, Romania**, graduated with 9.50 grade-average.
- 2002** Telemedicine training of 4 months at East-West Space Sciences Center, Computer and Space Sciences Building, **University of Maryland at College Park, USA**.
- 2003** Endoscopic ultrasound (EUS) training of 2 months sponsored by ESGE (**European Society of Gastrointestinal Endoscopy**) at **Gentofte University Hospital Copenhagen, Denmark**, under the supervision of Professor Peter Vilmann.
- 2005** Endoscopic ultrasound (EUS) and endoscopic retrograde cholangiopancreatography (ERCP) training of 3 months at **Endoscopy Laboratory, Gentofte University Hospital Copenhagen, Denmark**, under the supervision of Professor Peter Vilmann.
- 2008** Confocal laser endomicroscopy (CLE) training organized by Professor Ralf Kiesslich, **Johannes Gutenberg University of Mainz, 14-17 April 2008, Mainz, Germany**.
- 2008** Short-term observer for 2 weeks (26 October-8 November 2008) at **MD Anderson Cancer Center, Houston, Texas, USA**, hosted by Professor Manoop Bhutani.

ACADEMIC QUALIFICATIONS

- 1996 - 2020** Teaching Internal Medicine and Gastroenterology for 5th year medical students at the Faculty of Medicine, University of Medicine and Pharmacy Craiova, Romania.
- 2003** Attending a doctor's degree (PhD) with the theme "**Predictive factors for the survival of patients with hepatocellular carcinoma**". Successful defense was approved with *summa cum laude* by the **Ministry of Education and Research**.
- 2006 - 2008** Associate Professor of Internal Medicine and Gastroenterology at the Faculty of Medicine, University of Medicine and Pharmacy Craiova, Romania.
- 2008 - 2020** Professor of Diagnostic and Therapeutic Techniques in Gastroenterology at the Faculty of Medicine, University of Medicine and Pharmacy Craiova, Romania.
- 2009** Master in Sciences (MSc), Management of Health Units, University of Medicine and Pharmacy Craiova, Romania.

- 2012 - 2015** Visiting Clinical Professor, Faculty of Health and Medical Sciences, Endoscopy Department, GI Unit, Copenhagen University Hospital Herlev, Denmark.
- 2017 - 2019** Visiting Professor, MD Anderson Cancer Center, Houston, Texas, USA.

BOARDS, COMMITTEES AND SOCIETIES

- European Society of Gastrointestinal Endoscopy (**ESGE**) [2007-current], **Board: Research Committee Member** [2011-2020], **Public Advocacy Committee** [2017-2021]
- European Federation of Societies of Ultrasonography in Medicine and Biology (**EFSUMB**) [1998-current], **Education Committee Member** [2010-2015], **Executive Board Honorary Treasurer** [2015-2017], **President Elect** [2017-2019], **President** [2019-2021], **Past President** [2021-2023]
- World Federation for Ultrasound in Medicine and Biology (**WFUMB**) [1998-current], **Administrative Councillor, Chair Publication Committee** [2021-2023]
- International Member of American Society of Gastrointestinal Endoscopy (**ASGE**) [2005-current], **ASGE Fellow (FASGE)** from 2013.
- International Affiliate Member of American Gastroenterological Association (**AGA**) [2007-current], **AGA Fellow (AGAF)** from 2018.
- Romanian Society of Gastroenterology & Hepatology (**SRGH**) [1998-current], **Board** [2009-current]
- Romanian Society of Digestive Endoscopy (**SRED**) [1998-current], **Board** [2004-current], Vicepresident [2009-2011], **President Elect** [2011-2013], **President** [2013-2015], **Past President** [2015-2017], **President Elect** [2022-2024]
- Romanian Society of Ultrasound in Medicine & Biology (**SRUMB**) [1998-current], **Board** [2008-current]
- Romanian Group of Endoscopic Ultrasound (**GREUS**), **President** [2005-2013], **Past President** [2014-current], **Board** [2005-current].
- Romanian Society of Coloproctology, **Board** [2012-current], **President** [2017-2019].
- **Corresponding member of the Romanian Academy of Medical Sciences** [2013-2022].
- **Full member of the Romanian Academy of Medical Sciences** [2022-current]

GRADUATE TEACHING

- Undergraduate teaching: practical training and lectures of Gastroenterology to 5th year medical students at the **Faculty of Medicine, University of Medicine and Pharmacy Craiova, Romania** [1995-2008].
- Undergraduate teaching: Course of “Advanced Diagnostic and Therapeutic Techniques in Endoscopy and Gastroenterology”, for the 5th year medical students (Romanian and English), **Faculty of Medicine, University of Medicine and Pharmacy Craiova, Romania** [2008-2018].
- Postgraduate Teaching:
 - Extensive commitment to postgraduate courses in Endoscopic Ultrasound and Therapeutic Endoscopy: live animal courses, international live-demo workshops, Ultrasound Learning Center during UEGW and Euroson, etc.
- As a Full Professor I supervised **a total number of 24 PhD students** in Craiova, Romania:
 - Finalised and confirmed PhD theses: 22 PhD students [2010-2021]
 - Ongoing PhD theses: 6 PhD students [4 due in 2022]
- **As a Visiting Clinical Professor at Copenhagen University, I co-supervised 2 PhD students:**
 - One finalized in 2015 and one finalized in 2017.

RESEARCH & DEVELOPMENT GRANTS

1. **INTERNATIONAL (including EU structural funds, SSE & Norway grants, FP7, etc.)**
 - **Grant member** “*Training in Translational Protocols for Minimal Invasive Diagnosis And Therapy in Pancreatico-Biliary Cancers*” – **TRIP**, grant agreement number: 101079210 [2023-2025]. **Funder: European Commission, European Research Executive Agency, Horizon Europe.**
 - **Scientific Responsible** “*Improving Cancer Diagnostics in Flexible Endoscopy using Artificial Intelligence and Medical Robotics*” – **IDEAR**, code RO-NO 2019-0138 [2020-2024]. **Funder: SEE Financial Mechanism (Norway grants).**
 - **Grant member** “*Improvement of Research-Development Capacity in Imaging and Advanced Technology for Minimal Invasive Medical Procedures*” – **IM-TECH**, code P_37_357 [2016-2020]. **Funder: EU Competitiveness Operational Programme.**
 - **Grant member** “*Navigation system for confocal laser endomicroscopy to improve optical biopsy of peripheral lesions in the lungs*” – **NAVICAD**, EEA-JRP-RO-NO-2013-1-0123 [2014-2017]. **Funder: SEE Financial Mechanism (Norway grants).**
 - **Grant Director (PI)** ERC-like PNCDI II – subprogramme Capacities, “*Real-time Evaluation of Treatment Effects in Advanced Colorectal Carcinoma*” – **REACT**, ID PNII-CT-ERC-2012-1 [2012-2013]. **Funder: UEFISCDI based on external evaluation organized by the European Research Council (ERC).**
 - **Scientific responsible** of the **FP7-Infrastructures-2011-1** project nr. **284395** funded as a combination collaborative project and coordination support action entitled “*European Clinical Research Infrastructures Network - Integrating Activity - ECRIN-IA*” [2011-2014]. **Funder: European Comission – FP7 Directorate General for Research & Innovation.**
 - **Scientific responsible** for spin-off based research entitled “*Innovative system for early diagnosis, accurate staging and treatment screening of patients with digestive and lung cancer – TRIG₂ER*” [2010-2012]. **Funder: EU structural funds POS-CCE programme.**
 - **Scientific responsible** of a major infrastructure grant funded from EU structural funds - subprogramme SOP-IEC / Large Infrastructures nr. 3PM/I/13.10.2008 “*Center of Treatment and Research in Gastroenterology based on Imaging Methods and Molecular Techniques – TARGET*” [2009-2012]. **Funder: EU structural funds POS-CCE programme.**
2. **NATIONAL PROGRAM OF RESEARCH, DEVELOPMENT & INNOVATION (PNCDI I-III): Executive Unit for Financing Higher Education, Research, Development and Innovation (UEFISCDI), etc.**
 - **Grant Director (PI)** PNCDI III – subprogramme PCE, “*PREdictive Machine Learning Algorithm for the DYnamic Evaluation of Pancreatic Cancer during Multimodal Therapy*” – **PREDYCT**, code PN-III-P4-ID-PCE2020-0884 [2021-2024]. **Funder: UEFISCDI.**
 - **Scientific Responsible** PNCDI III – subprogramme PCCF, “*Mechanisms and biomarkers of response and resistance to current targeted therapies in gastric cancer*” – **THERRES**, code PN-III-P4-ID-PCCF2016-0158 [2019-2023]. **Funder: UEFISCDI.**
 - **Scientific Responsible** PNCDI III – subprogramme PCCDI, “*Pathogenic mechanisms and personalized treatment in pancreatic cancer using multi-omic technologies*” – **PANCNGS**, code PN-III-P1-1.2-PCCDI2017-0797 [2018-2021]. **Funder: UEFISCDI.**
 - **Grant Director (PI)** PNCDI III – subprogramme PCE, “*Molecular Imaging Evaluation of Tumor MicroEnvironment in Pancreatic AdenoCarcinoma*” – **META**, code PN-III-P4-ID-PCE-2016-0561 [2017-2020]. **Funder: UEFSICDI.**
 - **Grant Director (PI)** FDI “*Creation of a structured database as an institutional support for internationalization of translational research & development projects organized in the Research*”

Centers and PhD Institution of the University of Medicine and Pharmacy Craiova” – **ONCOBASE**, code CNFIS-FDI-2016-0135 [2016]. **Funder: CNFIS.**

- **Grant member** PNCDI II – subprogramme Partnership, “*Innovative Medical System for Tumor Solid-Stress Monitoring to Improve Cancer Treatment*” – **TUMORSENSE** [2014-2017]. **Funder: UEFISCDI.**
- **Grant member** PNCDI II – subprogramme Partnership, “*Gastro-Enteric Bypass for Obesity and Diabetes Patients Based on Minimal INvasive Endoscopic Interventions*” – **GEMINI** [2014-2017]. **Funder: UEFISCDI.**
- **Grant Director (PI)** PNCDI II – subprogramme Partnership, “*Hiperthermic magnetic nanoparticle ablation of liver and pancreatic tumors*” – **NANO-ABLATION**, PN-II-PT-PCCA-2011-3.1-0252, [2012-2016]. **Funder: UEFISCDI.**
- **Grant member** PNCDI II – subprogramme Partnership, “*Image and electromagnetic guided innovative system for transbronchial biopsy*” – **TRANS-BITE**, PN-II-PT-PCCA-2011 [2012-2016]. **Funder: UEFISCDI.**
- **Grant member** PNCDI II – subprogramme Partnership, “*Virtual Palpation SYSTEM for advanced training, medical diagnostic and treatment*” – **VIPsystem**, PN-I-PT-PCCA [2012-2016]. **Funder: UEFISCDI.**
- **Grant coordinator (PI)** “*Minimal invasive assessment of angiogenesis in pancreatic cancer based on imaging methods and molecular techniques*” – **Angio-PAC** [2011-2015]. **Funder: UEFISCDI.**
- **Grant member** “*Clinical and biomathematical modeling of vascular changes following chemotherapy and/or anti-angiogenic therapy in advanced colorectal carcinoma*” – **AngioMATH** [2011-2015]. **Funder: UEFISCDI.**
- **Scientific responsible** of the grant PNCDI II – subprogramme Partnership nr. 42-110 / 2008 “*Identification of the molecular profile involved in the detection, staging and immune response in pancreatic cancer*” – **PANGEN** [2008-2011]. **Funder: UEFISCDI.**
- **Member** of the grant PNCDI II – subprogramme Partnership nr. 12-106 / 2008 “*Coherent photonic sources with multiple emissions for laser display, used for the detection and and treatment of tumoral tissues*” - **PHOTODIAG** [2008-2011]. **Funder: UEFISCDI.**
- **Grant Director (PI)** PNCDI II – subprogramme Infrastructures nr. 99/2007 “*Platform of Interdisciplinary Research in Advanced Micro-Endoscopy Imaging Devices*” - **PYRAMID** [2007-2008]. **Funder: UEFISCDI.**
- **Grant Director (PI)** PNCDI II – subprogramme Ideas nr. 239 / 2007 “*Role of EUS and OCT for the mini-invasive evaluation of tumor neo-angiogenesis for the patients with digestive cancers*” – **OCTEUS** [2007-2008]. **Funder: UEFISCDI.**
- **Scientific responsible** of the grant PNCDI II – subprogramme Partnership nr. 41-071 / 2007 “*Algorithm of diagnosis and prediction of fibrosis evolution, using non-invasive ultrasound techniques, optimized through stochastic and image analysis*” – **SONOFIBROCAST** [2007-2010]. **Funder: UEFISCDI.**
- **Scientific responsible** of the grant PNCDI II – subprogramme Partnership nr. 41-010 / 2007 “*Optimising early diagnosis and treatment of malignant biliary stenoses using miniprobe intraductal ultrasound, microarray techniques and neoadjuvant photodynamic therapy*” – **LASENDO** [2007-2010]. **Funder: UEFISCDI.**
- **Grant member** PNCDI II – subprogramme Partnership nr. 41-079 / 2007 “*Role of EUS and EBUS, as compared with molecular techniques, for the diagnosis and staging of malignant mediastinal lesions*” – **ECOENDOMED** [2007-2010]. **Funder: UEFISCDI.**
- **Grant member** PNCDI II – subprogramme Partnership nr. 41-073 / 2007 “*Diagnostic accuracy of videocapsule endoscopy as compared with baloon endoscopy for the diseases of small bowel*” – **ENTERODIAG** [2007-2010]. **Funder: UEFISCDI.**

- **Grant Director (PI)** of the research grant nr. 26GR/2007 “*Contrast-enhanced EUS as compared with angiogenesis markers for the enhancement of therapeutic strategies in pancreatic cancer patients*” [2007-2008]. **Funder: National University Research Council.**
- Grant **member** 26GR/2007 “*Implications of vascular endothelial growth factor (VEGF) in the evolution of gastric adenocarcinoma and correlation with the risk of upper GI bleeding and tumor stage*” [2007-2008]. **Funder: National University Research Council.**
- **Scientific responsible** of the grant “*Comparative analysis of the molecular profile of cystic lesions of the pancreas. Utility of microarray for the evaluation of genomic expression level*” – **PAN-ARRAY** [2006-2009]. **Funder: UEFISCDI.**
- Grant **member** “*Role of endoscopic ultrasound elastography as compared with molecular techniques for the assessment of the patients with pancreatic cancer*” – **ELASTOPAC** [2006-2009]. **Funder: UEFISCDI.**
- Grant **member** “*Utility of ultrasound elastography and magnetic resonance imaging as complementary non-invasive methods used for the diagnosis of chronic hepatitis*” – **ELASTOHEP** [2006-2009]. **Funder: UEFISCDI.**
- **Grant Director (PI)** “*Usefulness of immunocytochemical and molecular techniques for the assessment of the role of endoscopic ultrasound guided for the early diagnosis of pancreatic cancer*” [2005-2007]. **Funder: UEFISCDI.**
- Grant **member** “*Molecular bases of colorectal cancer: from prevention to treatment*” – **BMCOL** [2005-2008]. **Funder: UEFISCDI.**

3. INTERNATIONAL CLINICAL AND MULTICENTRIC STUDIES

- Perfusion Assessment With Contrast-Enhanced EUS in Locally Advanced and Metastatic Pancreatic Cancer (**PEACE**) – (National Institute of Health ClinicalTrials.gov Identifier: NCT03513198) - coordinated by the University of Medicine and Pharmacy Craiova – Principal coordinator [2019-2024]
- Evaluation of MMR Status and PD-L1 Expression Using Specimens Obtained by EUS-FNB in Patients With Pancreatic Cancer – (National Institute of Health ClinicalTrials.gov Identifier: NCT03820921) - coordinated by the University of Medicine and Pharmacy Craiova – Principal coordinator [2019-2022]
- Clinical Impact of EUS Elastography Mean Strain Histograms (SH) and Contrast Peak-enhancement in Focal Pancreatic Masses and Lymph Nodes (**ADVEUS**) – (National Institute of Health ClinicalTrials.gov Identifier: NCT02459041) - coordinated by the University of Medicine and Pharmacy Craiova in collaboration with 5 other EU centers – Principal coordinator [2015-2017]
- Needle-based Confocal Laser Endomicroscopy Examination of Pancreatic Masses – international study (National Institute of Health ClinicalTrials.gov Identifier: NCT01734967), coordinated by Department of Endoscopy, Copenhagen University Hospital Herlev, DENMARK – Subinvestigator [2012-2017]
- European Multicentric Contrast-Enhanced Harmonic Endoscopic Ultrasound Study Group – international study (National Institute of Health ClinicalTrials.gov Identifier: NCT01315548), coordinated by the University of Medicine and Pharmacy Craiova in collaboration with 5 other EU centers – Principal coordinator [2011-2015]
- Controlled Trial Comparing the Performance of 22 Gauge Versus 25 Gauge EUS-FNA Needles (FNA-22G-25G) – international study (National Institute of Health ClinicalTrials.gov Identifier: NCT01016288), coordinated by Department of Surgical Gastroenterology, Gentofte Hospital, University of Copenhagen – Subinvestigator [2009-2012]
- European Multicentric Endoscopic Ultrasound Elastography Study Group – international study (National Institute of Health ClinicalTrials.gov Identifier: NCT00909103), coordinated by the

4. PATENTS GRANTED AS INVENTOR

- RO134343-A0. Equipment for training person for performing bronchoscopy and lung biopsy procedures, has data which are processed by computer application, and which is interpreted by application and transformed into ratings by user at end of procedure. Assignee: UNIV CRAIOVA. **Derwent Primary Accession Number: 2020-72847R**
- RO133870-A0. Disposable device for medical procedures of endoscopy, colonoscopy or bronchoscopy, has structure with vertebra-type elements for bending distal end, that is operated by traction wires which are driven by electric motors and by worm gears. Assignee: UNIV CRAIOVA. **Derwent Primary Accession Number: 2020-203558**
- RO133033-A2. Medical device for gastrojejunal anastomosis, has jejunum wall that is compressed and catheter is gradually withdrawn, so that support gradually gets out of catheter and is released. Assignee: UNIV MEDICINA SI FARM DIN CRAIOVA. **Derwent Primary Accession Number: 2019-43207J**
- MD180-Y; MD180-Z. Endoscopic papillectomy method for excision of flat benign and malignant neoplasms of major duodenal papilla by aspirating tumor together with margin of mucosa up to marking line into distal nozzle when obtaining more space occupying lesion. **Derwent Primary Accession Number: 2019-363803**
- MD181-Y; MD181-Z. Method of closure of gastroduodenal mucosa defect, involves fixing thread of snare, tightening snare by free end of thread up to maximum approach of margins of defect. **Derwent Primary Accession Number: 2019-36450L**
- RO130303-A0. System of navigation in bronchoscopy, comprises electromagnetic equipment for determining position in space, low intensity magnetic field generator which is positioned in vicinity of patient during investigation. Assignee: MEDINSYS SRL. **Derwent Primary Accession Number: 2015-38530U**
- RO127716-A0; RO127716-B1. Visualization and guidance system in endoscopic procedures, has low intensity magnetic field generator placed next to patient, in proximity of area, and control unit connected to computer provided with specific software application. Assignee: MEDINSYS SRL. **Derwent Primary Accession Number: 2012-Q05631**

INVITED LECTURES

- I took part at more than 200 medical congresses in Romania and abroad (*oral presentation, **invited lecture), the most notable being:
 1. Liver Week Freiburg 1997, **Freiburg**, 1-6.X.1997.
 2. World Congresses of Gastroenterology, **Vienna**, 6-11.IX.1998.
 3. 11th European Congress of Ultrasound (EUROSON), **Berlin**, 26-29.IX.1999.
 4. The 26th Pan American Congress of Digestive Diseases, **Vancouver**, 27.VIII-2.IX.1999.
 5. 7th United European Gastroenterology Week, **Rome**, 13-17.X.1999.
 6. 8th United European Gastroenterology Week, **Brussels**, 25-30.XI.2000.
 7. *XVIth Congress of the EACR, **Halkidiki**, 30.V-3.VI.2000.
 8. 36th Annual Meeting of the EASL, **Prague**, 18-22.IV.2001.
 9. Medical Imaging in Gastroenterology and Hepatology, **Hannover**, 28-29.IX.2001.
 10. 13th Euroson Congress, **Edinburgh**, 11-14.XII.2001.
 11. Biennial Meeting of the IASL, **Madrid**, 15-16.IV. 2002.
 12. Malignant Liver Tumors: Basic Concepts and Clinical Management, **Leipzig**, 24-25.I.2002.

13. *15th European Congress of Ultrasound (EUROSON), **Copenhagen**, 27-30.IV.2003.
14. Liver Diseases: Advances in Treatment and Prevention, **Freiburg**, 17-19.X. 2003.
15. *11th United European Gastroenterology Week, **Madrid**, 01-05.XI.2003.
16. 5th European Bridging Meeting in Gastroenterology, **Bratislava**, 28-29.XI.2003.
17. *12th United European Gastroenterology Week (UEGW), **Prague**, 25-29.IX.2004.
18. *1st EGEUS (European Group for Endoscopic Ultrasound) Meeting, **Paris**, 14-15.I.2005.
19. *EUROSON, **Geneva**, 2005. 25-28.IX.2005.
20. *13th United European Gastroenterology Week, **Copenhagen**, 15-19.X. 2005.
21. EUS 2006, **Amsterdam** 28-30.V.2006.
22. *EURO-EUS 2006, **Hamburg** April 28-29, 2006.
23. Digestive Disease Week (DDW) 2006, **Los Angeles** 21-24.V.2006.
24. 14th United European Gastroenterology Week (UEGW), **Berlin** 21-25.X.2006.
25. **GI Meeting at the Polemic Museum ([livedemo](#)), **Athens** 07-10 December 2006.
26. *EURO-EUS 2007 – EUS: New challenges in 2007, **Sevilla** 4-5 May 2007.
27. Digestive Disease Week (DDW) 2007, **Washington DC**, May 19-24, 2007.
28. **4th Turkish HepatoGastroenterology Congress ([livedemo](#)), **Antalya** 1-5.VII.2007.
29. 15th United European Gastroenterology Week (UEGW) 2007, **Paris** 27-31.X.2007.
30. **EURO-EUS 2008, **Milan** 2-5.IV.2008.
31. 43rd Annual Meeting of the EASL, **Milan** 23-27.IV. 2008.
32. Digestive Disease Week (DDW) 2008, **San Diego** 17-23.V.2008.
33. 20th Meeting of the European Association for Cancer Research, **Lyon** 5-8.VII.2008.
34. 16th International symposium on EUS, **San Francisco** 12-13 September 2008.
35. 16th United European Gastroenterology Week (UEGW) 2008, **Vienna** 18-22.X.2008.
36. *4th International Congress on Gastrointestinal Oncology, **Athens** 22-24.V.2009.
37. **EURO-EUS ([livedemo](#)), **Berlin** 1-2 May 2009.
38. 11th World Congress on Gastrointestinal Cancer, **Barcelona** 24-27.VI.2009.
39. *Digestive Disease Week (DDW) 2009, McCormick Place **Chicago** 30 May - 4 June 2009.
40. **International Digestive Disease Symposium 2009 ([livedemo](#)), **Seoul** 11-12 July 2009.
41. *8th International Conference on Tissue Elasticity Imaging, **Vlissingen** 14-17 September 2009.
42. 17th United European Gastroenterology Week (UEGW) 2009, **London** 20-25 November 2009.
43. **Endoscopic Ultrasound Elastography, **Johns-Hopkins, Baltimore** 18-25 January 2010.
44. **New Techniques in Endoscopy ([livedemo](#)), **Moscow** 4-5 February 2010.
45. *Digestive Disease Week (DDW) 2010, **New Orleans** 1-5 May 2010.
46. **EURO-EUS (EUS meets New Advancing Technologies) ([livedemo](#)), **Tel Aviv** 30-31 May 2010.
47. 18th United European Gastroenterology Week UEGW 2010, **Barcelona** 23-27 October 2010.
48. **International Gastroenterology Workshop 2010 ([livedemo](#)), **Izmir** 20-22 December 2010.
49. **The 2nd National PhD conference in Medical Imaging, **Bergen** 17-18 January 2011.
50. **New Techniques in Endoscopy ([livedemo](#)), **Moscow** 7-8 April 2011.
51. **Danish Ultrasound Congress, **Copenhagen** 28-29 April 2011.
52. Digestive Disease Week (DDW) 2011, McCormick Place **Chicago** 6-10 May 2011.
53. **13th World Congress of Ultrasound in Medicine and Biology, **Vienna** 26-29 August 2011.
54. 19th United European Gastroenterology Week UEGW 2011, **Stockholm** 22-26 October 2011.
55. **EUS elastography and contrast-enhancement in focal pancreatic masses, Massachusetts General Hospital, Harvard Medical School, **Boston** 17-23 February 2012.
56. **New imaging techniques in focal pancreatic masses, **Oxford** 3-5 April 2012.
57. **EFSUMB Annual Meeting (Euroson), **Madrid** 22-24 April 2012.
58. Digestive Disease Week (DDW) 2012, **San Diego** 19-22 May 2012.
59. *20th United European Gastroenterology Week (UEGW) 2012, **Amsterdam** 20-24 October 2012.
60. **Australasian Society of Ultrasound in Medicine (ASUM), **Sydney** 26-28 October 2012.
61. **The Medviz Conference in Medical Imaging, **Bergen** 15-18 January 2013.

62. **8th meeting Danish Radiological Society Congress, **Aarhus** 23-25 January 2013.
63. **EURO-EUS ([livedemo](#)), **Marseille and Paris** 24-27 April 2013.
64. **Digestive Disease Week (DDW) 2013, **Orlando** 17-22 May 2013.
65. **Abdominal Ultrasound EUROSON School, **Bergen**, 20-22 June 2013.
66. **Endoscopic Controversies in Gastrointestinal Diseases ([livedemo](#)), Copenhagen University Hospital Herlev, **Copenhagen** 19-20 September 2013.
67. **Ultraschall/EUROSON 2013, 25th Congress of EFUSMB, **Stuttgart** 9-12 October 2013.
68. **21st United European Gastroenterology Week (UEGW) 2013, **Berlin** 12-16 October 2013.
69. **ICCU (International Conference of Celvizio Users), **Nice** 04-07 April 2014.
70. **EURO-EUS 2014 ([livedemo](#)), **Milan and Paris** 16-19 April 2014.
71. Digestive Disease Week (DDW) 2014, **Chicago** 02-07 May 2014.
72. **EFSUMB Annual Meeting (EUROSON), **Tel-Aviv** 25-31 May 2014.
73. **Endoscopic Controversies in GI Diseases ([livedemo](#)), Copenhagen University Hospital Herlev, **Copenhagen** 11-12 September 2014.
74. **London Live Endoscopy ([livedemo](#)), UCL Hospital, **London** 18-19 September 2014.
75. *22nd United European Gastroenterology Week (UEGW) 2014, **Vienna** 18-22 October 2014.
76. **UK EUS group and UK Pancreas Club meeting ([livedemo](#)), **Guildford** 25-28 November 2014.
77. **24th World Congress of the IASGO, **Vienna** 5-7 December 2014.
78. **1st International EUS Congress, **Shenyang** 03-05 April, 2015
79. **EURO-EUS 2015 ([livedemo](#)), **Marseille** 23-24 April 2015.
80. Digestive Disease Week (DDW) 2015, **Washington DC** 15-20 May 2015.
81. **Adriatic Endoscopic Ultrasound (EUS) workshop, **Zagreb** 28-31 May 2015.
82. **European Association of Surgery Congress, **Bucharest** 03-06 June 2015.
83. **23rd United European Gastroenterology Week (UEGW) 2015, **Barcelona** 24-28 October 2015.
84. **EFSUMB Annual Meeting (EUROSON), **Athens** 06-08 November 2015.
85. **EUS TAP (TaskForce Asia Pacific) workshop, **Bangalore** 25-29 February 2016.
86. **Advanced Endoscopy workshop, **Shanghai** 18-19 March 2016.
87. **EURO-EUS 2016 ([livedemo](#)), **Marseille** 14-15 April 2016.
88. **EFSUMB Ultrasound of the GI tract, **Gargano**, Italy 21-23 April 2016
89. Digestive Disease Week (DDW) 2016, **San Diego** 20-25 May 2016.
90. **WONCA Europe 2016, **Copenhagen** 15-19 May 2016.
91. **EUS Task Force Asia Pacific, **New Delhi** 12-15 August 2016.
92. **EUS Task Force Asia Pacific – EndoQE, **Kota Kinabalu** 28 September - 2 October 2016.
93. **24th United European Gastroenterology Week (UEGW) 2016, **Vienna** 15-19 October 2016.
94. **EFSUMB Annual Meeting (EUROSON) 2016, **Leipzig** 26-29 October 2016.
95. **EURO-EUS 2017 ([livedemo](#)), **Milan** 22-26 March 2017.
96. Digestive Disease Week (DDW) 2017, **Chicago** 05-10 May 2017.
97. **EUS hands-on workshop **Singapore** 05-07 July 2017.
98. **EFSUMB Annual Meeting (EUROSON) 2017, **Ljubljana** 21-24 October 2017.
99. **World Federation of Ultrasound in Medicine and Biology (WFUMB) **Taipei** 13-17 October 2017.
100. **25th United European Gastroenterology Week (UEGW) 2017, **Barcelona**, 28-30 October 2017.
101. **EURO-EUS 2017 ([livedemo](#)), **Milan** 08-10 March 2018.
102. **European Society of GI Endoscopy (ESGE) Days 2017, **Budapest** 19-21 April 2018.
103. **Japanese Gastroenterology and Endoscopy Society (JGES), **Tokyo** 09-12 May 2018.
104. Digestive Disease Week (DDW) 2018, **Washington DC** 01-05 June 2018.
105. **Israel LIVE endoscopy 2018 ([livedemo](#)), **Haifa** 25-26 June 2018
106. **EFSUMB Annual Meeting (EUROSON) 2018, **Poznan** 6-9 September 2018.
107. **26th United European Gastroenterology Week (UEGW) 2018, **Vienna**, 20-24 October 2018.
108. **EUROSON school, **Shanghai** 7-11 November 2018.
109. **EURO-EUS 2019 ([livedemo](#)), **Milan** 13-15 March 2019.

110. **European Society of GI Endoscopy (ESGE) Days Days 2018, **Prague** 4-6 April 2019.
111. Digestive Disease Week (DDW) 2019, **San Diego** 18-22 May 2019.
112. **EFSUMB Annual Meeting (EUROSON) 2019, **Granada** 29 May - 02 June 2019.
113. **European Pancreatic Club (EPC), **Bergen** 25-29 June 2019.
114. **EUS workshop ([livedemo](#)), **Shenyang** 8-10 August 2019.
115. **World Federation Ultrasound Medicine Biology (WFUMB), **Melbourne** 4-8 September 2019
116. **27th United European Gastroenterology Week (UEGW) 2019, **Barcelona**, 19-23 October 2019.
117. **EUROSON school, **Rome** 15-17 November 2019.
118. **2020 WFUMB Guidelines ([on-line](#)), **Guangzhou** 04 November 2020.
119. **CEUS EUROSON School ([on-line](#)), **Shanghai** 19-21 November 2020.
120. **European Society of GI Endoscopy (ESGE) Days 2021 ([on-line](#)), **Virtual** 25-27 March 2021.
121. Digestive Disease Week (DDW) 2021 ([on-line](#)), **Virtual** 21-23 May 2021.
122. EFSUMB Annual Meeting (EUROSON) 2021 ([on-line](#)), **Virtual** 28-29 May 2021.
123. **EUROSON School Shanghai ([on-line](#)), 30-31 July 2021.
124. United European Gastroenterology Week (UEGW) 2021, **Virtual**, 3-5 October 2021.
125. Florida Digestive Diseases Update, 3-7 decembrie 2021.
126. **EURO-EUS 2022 ([livedemo](#)), **Santiago de Compostella**, 3-5 March 2022.
127. European Society of GI Endoscopy (ESGE) Days Days 2022, **Prague** 28-30 April 2022.
128. Digestive Disease Week (DDW) 2022, **San Diego** 20-24 May 2022.
129. **World Federation Ultrasound Medicine Biology (WFUMB), **Timișoara** 25-28 May 2022.
130. European Group of Endoscopic Ultrasound (EGEUS) Congress, Cluj Napoca 1-4 June 2022.
131. EUS Skyline ([on-line](#)), **Virtual** 30 September 2022.
132. United European Gastroenterology Week (UEGW) 2022, **Wien**, 08-11 October 2022.
133. **EURO-EUS 2023 ([livedemo](#)), **Milan**, 1-3 March 2023.
134. European Society of GI Endoscopy (ESGE) Days 2023, **Dublin** 28-30 April 2022.
135. Digestive Disease Week (DDW) 2022, **Chicago** 20-25 May 2023.

EVALUATION EXPERIENCE

- “Peer-review” experience for assessment of original articles / reviews in the following journals: **Gastroenterology, Pancreatology, Gastrointestinal Endoscopy, Endoscopy, European Journal of Ultrasound / Ultraschall, Endoscopic Ultrasound, World Journal of Gastroenterology, Journal of Gastrointestinal and Liver Diseases, Ultrasound International Open** [2005-ongoing].
- **Evaluator** for the **European Commission 7th Framework Programme (FP7)** for Research, Technological Development and Demonstration (HEALTH-2010-two-stage: Translational research on cancers with poor prognosis, HEALTH-2013-two-stage: Investigator-driven treatment trials to combat or prevent metastases in patients with solid cancer) [2009-2010, 2012-2013].
- **Evaluator (external reviewer)** for the **Hong-Kong Research Grants Council** – General Research Fund [2009, 2012, 2015, 2016, 2018, 2019, 2021], for the **Swiss National Science Foundation (SNSF)** [2012] and for the **Catalonia Health Quality and Assessment Agency (CAHTA)** [2013], **LaCaixa** [2018, 2019, 2020].
- **Member of the Editorial Board of Endoscopic Ultrasound, Journal of Gastrointestinal and Liver Diseases, Medical Ultrasonography, Archives of the Balkan Medical Union, Ultrasound International Open (Editor-in-Chief), Clujul Medical, Visible Human Journal of Endoscopy and Current Health Sciences Journal.**

LEADERSHIP

1. UNIVERSITY OF MEDICINE AND PHARMACY CAROL DAVILA BUCHAREST, ROMANIA

- Started in the position of **Professor of Gastroenterology and Hepatology** for the **Discipline of Gastroenterology and Hepatology, Elias Emergency University Hospital, University of Medicine and Pharmacy Carol Davila, Bucharest, ROMANIA** [2022-ongoing]. This involves teaching of 5th year students, coordinating gastroenterology residents (including diagnostic endoscopy module – level 1) and PhD students (currently 4).

2. ELIAS EMERGENCY UNIVERSITY HOSPITAL

- Started in the position of **Chief of Department of Gastroenterology and Hepatology, Elias Emergency University Hospital, University of Medicine and Pharmacy Carol Davila, Bucharest, ROMANIA** [2022-ongoing]. This involves several intertwined tasks that include high-quality patient care, promote research and education, and lead the department in achieving its goals within the hospital's broader mission. The Department is also connected with a state-of-the-art Endoscopy Laboratory and one room of the Operating Theatre, thus ensuring high performance diagnostic and therapeutic endoscopy services (including EUS and ERCP + cholangioscopy).

3. UNIVERSITY OF MEDICINE AND PHARMACY CRAIOVA, ROMANIA

- **DIRECTOR, PhD (Doctoral) Institution, University of Medicine and Pharmacy Craiova, Romania** [2012-2016, 2016-2020, 2020-2022]. The PhD Institution coordinates the Doctoral School(s), being responsible for the periodic assessment of the PhD Institution (each 5 years), as well as daily management of the support activities for both the PhD supervisors and also PhD students.
- **RECTOR, University of Medicine and Pharmacy Craiova, Romania**, confirmed by order of the **Ministry of Education, Research and Youth, nr. 3530 of 24 March 2008** [2008-2012]. Both the educational and research infrastructure were renewed during this period, backed by new IT infrastructure and a new website. The university markedly expanded until 2012 based on the building of a new extension for the Faculties of Pharmacy and Dentistry, a new small animal facility, renovation of educational amphitheatres, a new student house etc.
- **SCIENTIFIC DIRECTOR of the Research Center of Gastroenterology and Hepatology Craiova, Romania** [2008 - 2022]. Based on the sustained activity of Prof. Săftoiu, several grants were won in this period, shaping the current research infrastructure of the University of Medicine and Pharmacy Craiova, Romania (*see above*). One of the grants (**PYRAMID**) set-up both autofluorescence imaging (AFI) and confocal laser endomicroscopy (CLE) laboratories, whilst another major grant (**TARGET**) followed a translational approach and set-up a PET-CT & 3 Tesla MRI center, further endoscopic imaging facilities, coupled with the molecular genetics and pathology departments.

4. CLINICAL COUNTY EMERGENCY HOSPITAL CRAIOVA, ROMANIA

- **Research and Development Director of the County Clinical Emergency Hospital Craiova**, position obtained through contest in **March 2007** [2007-2008]. Coordination of clinical trials and research grants, involving the hospital as a partner through affiliated academic clinics.
- **Chief of Endoscopy Laboratory/Compartment, Department of Gastroenterology, County Clinical Emergency Hospital Craiova, starting 2002** [2002-2012]. This marked the development of both diagnostic and therapeutic procedures in the South-Western region, including endoscopic retrograde cholangiopancreatography (ERCP) and endoscopic ultrasound (EUS).

5. COPENHAGEN UNIVERSITY HOSPITAL HERLEV, ENDOSCOPY LABORATORY, DENMARK

- **Clinical Visiting Professorship** established for 12 months, then continued part-time for 3 more years [2012-2015] at Copenhagen University Hospital Herlev, DENMARK. The main aim of the visiting professorship was to establish a confocal laser endomicroscopy (CLE) Laboratory in the Endoscopy Department of the Copenhagen University Hospital Herlev. Based on the successful set-up of both CLE and contrast enhanced EUS projects, 2 PhD students finalized their thesis under the co-supervision of Prof. Săftoiu.

6. GASTROCENTER CRAIOVA, ROMANIA

- Prof. Săftoiu acted as the **Medical Director** of a small/medium enterprise (MEDINSYS) which developed innovative projects of hybrid EUS – MR/CT fusion based on magnetic navigation (**TRIG₂ER**) in collaboration with the general (technical) university from Craiova. This led to two successful patents (see above) granted in 2012 and 2015 for visualization and guidance during endoscopic procedures (including EUS). The company opened in 2017 a new clinic (GastroCenter Craiova) which employed over 20 people and offered innovative endoscopy services. The company has been taken over in 2019 by the “Regina Maria” network.

7. PROFESSIONAL SOCIETIES

- Prof. Adrian Săftoiu is the **Past President** [2021-2023] of the European Federation Societies of Ultrasound in Medicine and Biology (**EFSUMB**). This followed an intense activity in the Executive Board of EFSUMB and participation at several exciting activities: Guidelines, Webinars, Schools, Congresses, etc. In this capacity he is also involved in the World Federation Societies of Ultrasound in Medicine and Biology (**WFUMB**), being nominated as Administrative Councillor and Chair of the Publication Committee [2021-2023].
- Prof. Adrian Săftoiu was involved in the activities of the Public Affairs Working Group of the European Society of Gastrointestinal Endoscopy (**ESGE**), being the representative of ESGE in the Public Affairs Committee (PAC) of United European Gastroenterology Federation (**UEG**) [2017-2021].
- At national level, Prof. Săftoiu is involved in the Boards of the Romanian Society of Digestive Endoscopy (**SRED**), currently serving as **President Elect** [2022-2024], Romanian Society of Gastroenterology and Hepatology (**SRGH**) and Romanian Society of Ultrasound in Medicine and Biology (**SRUMB**).

MEDICAL PRACTICE

- Member of the **Romanian College of Doctors** from 1995, within **Internal Medicine and Gastroenterology**, with competencies in **General Ultrasound, Diagnostic and Therapeutic Endoscopy**.
- **ECFMG certificate (Educational Commission for Foreign Medical Graduates)** for **USMLE (United States Medical Licensing Examination)** Step 1 and Step 2 CK (Clinical Knowledge) = both passed.
- **Member of Danish Health and Medicines Agency (Sunhedsstyrelsen) from 24th April 2012**, authorized as medic-doctor specialized in Internal Medicine: **Gastroenterology and Hepatology**.
- **Member of UK General Medical Council (GMC) from 25th November 2014**, authorised as fully registered medical practitioner (medic-doctor) in the specialty Gastroenterology [2014].
- **Endoscopic and ultrasound procedures performed annually** starting from 1998 until 2018:
 - **Upper GI endoscopies** ~ 500 to 1000 procedures yearly, including diagnostic (autofluorescence, narrow band imaging and zoom, as well as conventional white light endoscopy) and therapeutic procedures: hemostasis in upper GI bleeding (injection, monopolar or bipolar coagulation, clipping, band ligation, etc.), difficult polypectomies, esophageal stricture and achalasia dilation, stenting, etc.

- **Lower GI endoscopies** ~ 500 to 1000 procedures yearly, including diagnostic (autofluorescence, narrow band imaging and zoom, as well as conventional white light endoscopy) and therapeutic procedures: hemostasis in lower GI bleeding, difficult polypectomies (including EMR), stenting, etc.
- **Endoscopic ultrasound (EUS)** ~ 200 to 400 procedures yearly, including diagnostic (elastography, contrast-enhancement, 3D, etc.) and therapeutic procedures: EUS-guided fine needle aspiration (EUS-FNA) or EUS-guided trucut biopsies, EUS celiac plexus neurolysis, EUS-guided pseudocyst or WOPN drainage (> 100 procedures) and other EUS-assisted rendez-vous procedures
- **Endoscopic retrograde colangio-pancreatography (ERCP)** ~ 25 to 50 procedures yearly, most of them therapeutic with biliary sphincterotomy and stone extraction, biliary and pancreatic stent placement, etc.
- **Routine transabdominal ultrasound** ~ 1000 to 1500 procedures yearly, including contrast-enhanced ultrasound (CEUS) for liver or pancreatic focal masses, etc.

PRIZES

- **First prize in the section “Research projects of excellence for young researchers” offered by ANCS (National Agency for Scientific Research)** - MCT (Ministry, Research, Education and Youth), for the results obtained within the CEEEX grant module II no. 2994/2005 *“The usefulness of immunocytochemical and molecular techniques for evaluating the role of echoendoscopically guided fine aspiration puncture for the early diagnosis of pancreatic cancer”*, 2007.
- **Annual award of SRUMB “Gheorghe Badea”** for *“Exceptional Scientific Research and Publication Activity”*, awarded at the IXth National Conference of the Romanian Society of Ultrasonography in Medicine and Biology, Craiova, June 2-02, 2007.
- **First prize at the poster session**, for the paper *“Dynamic hue histogram analysis of real-time elastography for non-invasive assessment of liver fibrosis”*, 17th National Congress of Hepatology, Bucharest, September 28-29, 2007.
- **First prize video session**, for the presentation *“Ecoendoscopic assisted rendezvous drainage in a case of chronic pancreatitis with multiple pseudocysts”*, XXVII National Symposium of Gastroenterology, Hepatology and Digestive Endoscopy, Poiana Braşov, June 14-17, 2006.
- **The annual prize of SRUMB “Gheorghe Badea”** for the *“Linear EUS webite”*, awarded at the II National Congress of Ultrasonography, Cluj Napoca, May 28-29, 2005 (www.EUSAtlas.ro).
- **First prize of SRED** for the paper *“Accuracy of fine endoscopically guided aspiration puncture for the diagnosis of patients with pancreatic cancer”*, National Symposium of Gastroenterology, Hepatology and Digestive Endoscopy, Constanţa, 01-03 September 2004.
- **SRUMB Award** for presentation *“Prevalence of collateral circulation visualized by color Doppler echoendoscopy in patients with advanced pancreatic cancer”*, VIIth National Conference of Ultrasonography, Arad, May 28-30, 2004.
- **ARSF Award** for paper *“The influence of angiogenesis as a prognostic factor involved in the survival of patients with primary hepatocellular carcinoma”*, XIII National Congress of Hepatology, Bucharest, June 26-27, 2003.
- **Second Prize of SRED** for the paper *“The utility of endoscopic ultrasound in the diagnosis of extrahepatic cholestasis”*, IXth Romanian Congress of Gastroenterology, Hepatology and Digestive Endoscopy, Craiova, September 24-27, 2003.
- **The “Florin Mircea” Award** for best poster *“Utility of color Doppler ultrasound for the assessment of extraesophageal varices in patients with extrahepatic portal hypertension”* at the IVth National Conference of Ultrasonography, Timişoara, May 28-29, 2001.

COMMUNICATION SKILLS

- Excellent skills in English language:
 - Certified by International English Language Testing System (**IELTS**) on 12.03.1999 with an **overall band score of 7.5** (listening 7, reading 7, writing 8, speaking 8).
 - Re-certified by International English Language Testing System (**IELTS**) test in 13.11.2014 with an **overall band score of 8.0** (listening 8.0, reading 8.5, writing 7.5, speaking 8.5).
- Ability of working together in a multicultural medical and research environment, gained by participation to international projects, scientific congresses, symposia or workshops, as well as participation to clinical trials, international grants, expert meetings and advisory boards.
- Academic presentation skills gained in over 25 years of research and educational activity consisting of numerous presentations during medical conferences and livedemo workshops.
- Excellent communication skills gained through continuous interaction with hospital and outpatients (both in Romania and Denmark).

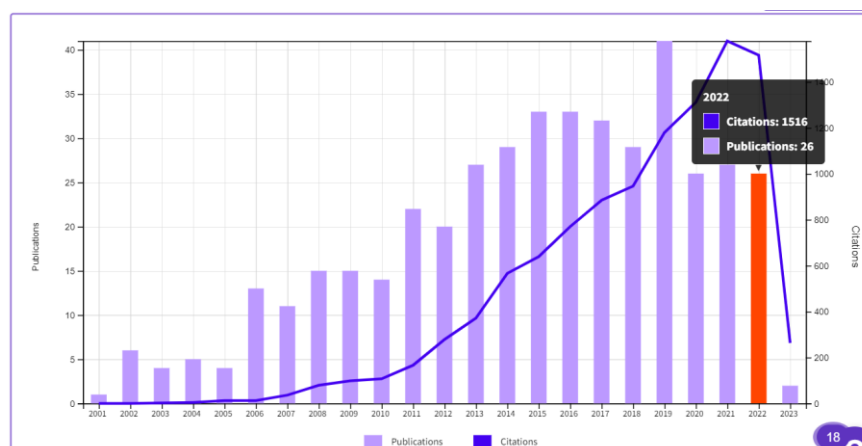
FUTURE OBJECTIVES

- Development of novel diagnostic techniques in endoscopic ultrasound, based on elastography, contrast-enhancement and confocal laser endomicroscopy:
 - utility of targeted contrast CLE for the assessment of prognosis in pancreatic neoplasms;
- Development of fusion imaging systems based on magnetic and optical navigation used in endoscopy, laparoscopy and hybrid procedures (combined US/EUS and PET-CT/MR):
 - precise targeting for radio-frequency ablation / microwave ablation procedures;
- Diagnostic and prognostic assessment of molecular markers (real-time PCR, NGS, etc.) in minimal invasive EUS-guided FNA/FNB procedures, for both solid and cystic pancreatic neoplasms:
 - personalized therapy of pancreatic cancer patients based on tissue and blood biomarkers;
 - modeling of pancreatic cancer using organoids derived from EUS-FNA/FNB samples;
- Implementation of artificial intelligence models based on CAD (computer aided diagnosis) and expert systems in pancreatobiliary and other GI diseases:
 - development of an algorithm for automatic decision making in pancreatic neoplasms;

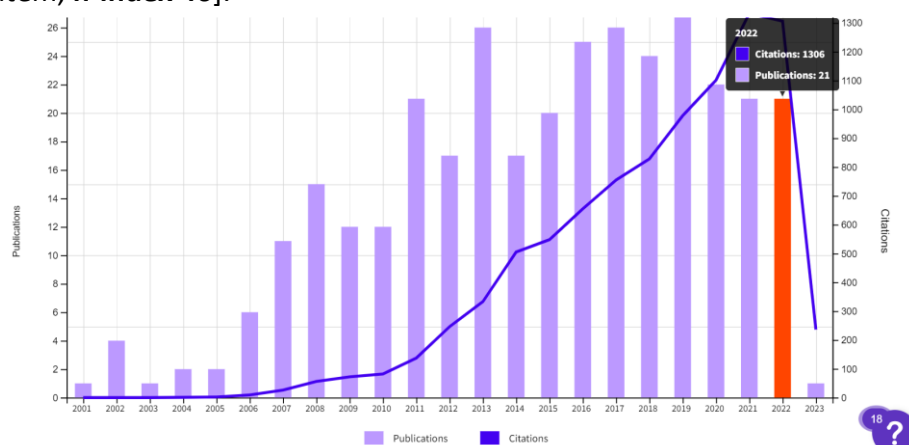
SECTION II: PUBLICATION TRACK RECORD

PUBLICATION SYNOPSIS

- Over 300 full-text papers published in journals indexed in Web of Science and Pubmed/Medline:
 - **Citations in Web of Science – ALL Databases** (according to **Clarivate Analytics** cited on **1st MAY 2023**) [**435** results found, **10819** times cited (**10151** times cited without self-citations), **7440** citing articles (**7282** citing articles without self-citations), **24.87** citations per item, **h-index 50**].

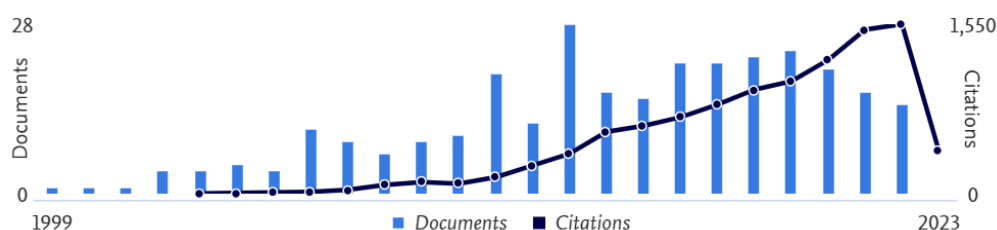


- **Citations in Web of Science – Core Collection** (according to **Clarivate Analytics** cited on **1st MAY 2023**) [**334** results found, **9209** times cited (**8602** times cited without self-citations), **6209** citing articles (**6064** citing articles without self-citations), **27.57** citations per item, **h-index 46**].



- Citations in other indexed journals (according to **Scopus** cited on **1st MAY 2023**) [**303** documents found, **10446** citations in total, **h-index 47**]

Document & citation trends



- Citations in other indexed journals (according to **Google Scholar** cited on **1st MAY 2023**) [**303** documents found, **16294** citations in total, **h-index 61**]

PATENTS (DERWENT INNOVATION INDEX)

- Surlin MV, Gruionu LG, **Saftoiu A**, Patrascu S, Copaescu CA, Turcu F, inventors; Univ Medicina Si Farm Din Craiova, assignee. Medical device for gastrojejunal anastomosis, has jejunum wall that is compressed and catheter is gradually withdrawn, so that support gradually gets out of catheter and is released patent RO133033-A2.
- Istrate V, Bodrug N, Ciurea T, Parasca V, Gidirim G, Misin I, **Saftoiu A**, Neamtu M, inventors; Istrate V; Bodrug N, assignee. Method of closure of gastroduodenal mucosa defect, involves fixing thread of snare, tightening snare by free end of thread up to maximum approach of margins of defect patent MD181-Y; MD181-Z.
- Istrate V, Bodrug N, Ciurea T, Parasca V, Gidirim G, Misin I, **Saftoiu A**, Neamtu M, inventors; Istrate V; Bodrug N, assignee. Endoscopic papillectomy method for excision of flat benign and malignant neoplasms of major duodenal papilla by aspirating tumor together with margin of mucosa up to marking line into distal nozzle when obtaining more space occupying lesion patent MD180-Y; MD180-Z.
- Gruionu LG, Popa RT, Ciobirca CC, Gruionu G, **Saftoiu A**, inventors; Medinsys Srl, assignee. System of navigation in bronchoscopy, comprises electromagnetic equipment for determining position in space, low intensity magnetic field generator which is positioned in vicinity of patient during investigation patent RO130303-A0.
- Gruionu LG, Gruionu G, **Saftoiu A**, inventors; Univ Craiova, assignee. Disposable device for medical procedures of endoscopy, colonoscopy or bronchoscopy, has structure with vertebra-type elements for bending distal end, that is operated by traction wires which are driven by electric motors and by worm gears patent RO133870-A0.
- Gruionu LG, Gruionu G, Iacob AV, Surlin MV, **Saftoiu A**, inventors; Univ Craiova, assignee. Equipment for training person for performing bronchoscopy and lung biopsy procedures, has data which are processed by computer application, and which is interpreted by application and transformed into ratings by user at end of procedure patent RO134343-A0.
- Burtea DE, Gruionu G, Gruionu LG, Ioncica AM, **Saftoiu A**, inventors; Medinsys Srl, assignee. Visualization and guidance system in endoscopic procedures, has low intensity magnetic field generator placed next to patient, in proximity of area, and control unit connected to computer provided with specific software application patent RO127716-A0; RO127716-B1.

Craiova, 01st May 2023

Prof. Dr. Adrian Săftoiu, MD PhD MSc FASGE AGAF

**Chief of the Department of Gastroenterology and Hepatology, Elias Emergency University Hospital
Bucharest, ROMANIA**

**Professor of Gastroenterology and Hepatology, University of Medicine & Pharmacy Carol Davila,
Bucharest, ROMANIA**

Visiting Professor, MD Anderson Cancer Center, Houston, Texas, UNITED STATES OF AMERICA

Visiting Clinical Professor, Copenhagen University Hospital Herlev, Copenhagen, DENMARK

EFSUMB Past President | WFUMB Publication Committee President